

**SPECIFICATIONS**




**Features/Benefits**

- Includes Treysta™ Pressure Balance Ceramic Disc Cartridge
- Requires Treysta™ Rough-In Valve, G00GS555 Series (Horizontal Inputs) or G00GS557 Series (Vertical Inputs)
- Showerhead Sold Separately
- Diverter on Spout
- Accommodates Standard, Back-to-Back, and Thin Wall Installations



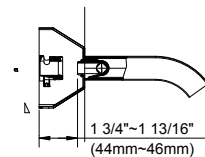
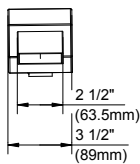
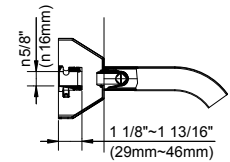
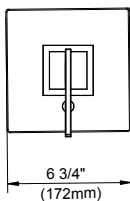
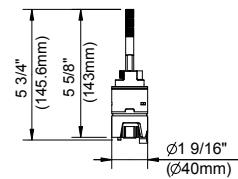
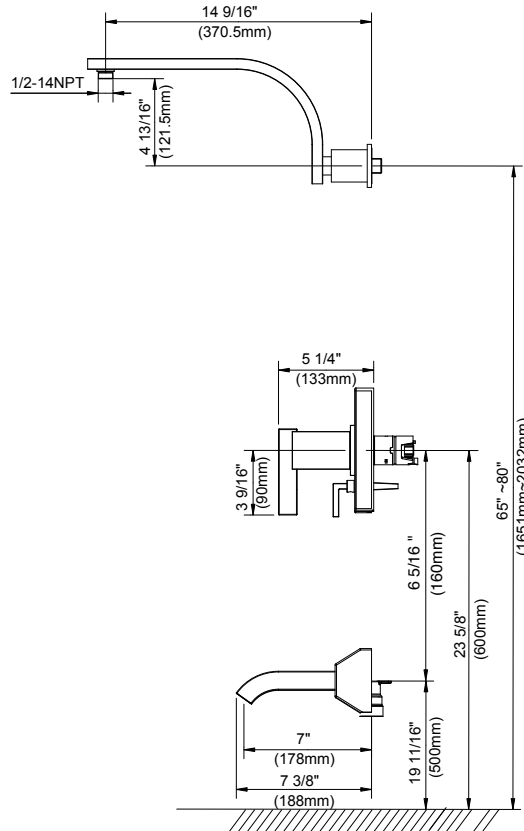
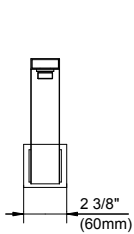
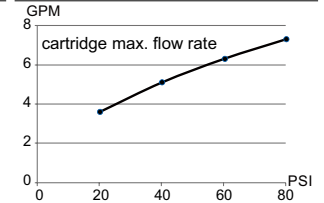
**Available Color/Finishes**

Color	Description
	Chrome
Please see danze.com or current price list for available finishes. Finish is defined by additional suffix.	

**Standards & Certifications**



**Flow Rate**



**Submittal Information:**

Name: \_\_\_\_\_  
Location: \_\_\_\_\_

Contractor: \_\_\_\_\_  
Contact #: \_\_\_\_\_